



Accommodation Sheet

General information

Accommodation name	Riva degli Etruschi
Typology	Resort
Address	Princess Street 120
City	San Vincenzo (LI)
Contacts	+39 0565 7199
Website	www.rivadeglietruschi.it
WCAG 2.1 compliant accessible website	NO
Online bookings	YES
Short description	<p>Riva degli Etruschi was founded in 1962, a seaside resort in Tuscany, gateway to the fascinating stretch of rugged and wild coastline that extends from San Vincenzo to Baratti.</p> <p>This place where nature expresses its authentic beauty becomes the setting for a new concept tourist complex, capable of harmoniously combining the landscape and the human element: the Riva degli Etruschi resort integrates into the natural environment, adapts to the conformation of the land, blending with the landscape.</p>

TESTED BY: [Handy Superabile Social Promotion Association](#) in 2024

Please note The following information refers to the date of verification shown at the bottom of each sheet. **The Association** is not responsible for any significant changes made by the property after the visit.





Summary

Accommodation Sheet.....	1
General information	1
Arrival at the property.....	3
How to reach the property.....	3
Pathway from the private/public car park to the entrance	3
Entrance to the structure.....	4
Hall - Reception	6
Rooms/apartments	7
Rooms/apartments adapted for guests with reduced mobility.....	7
Toilet facilities in the guest room for guests with reduced mobility.....	9
Rooms/apartments	10
Rooms/apartments adapted for guests with reduced mobility.....	10
Toilet facilities in the guest room for guests with reduced mobility.....	12
Bar/restaurant	13
Internal pathway and common services	14
Internal pathway.....	14
Communal toilets.....	21
Swimming pool	27
Sports facilities and gym	31
Medical practices/healthcare facilities.....	33





Arrival at the property

How to reach the property

By car	<p>from the North, SS1 E80 Via Aurelia, exit San Vincenzo Nord, then follow the signs.</p> <p>From the South SS1 E80 Via Aurelia, exit San Vincenzo Sud</p>
By plane	Pisa Airport distance about 84 km
Assistance service for people with disabilities	YES
Embarkation/disembarkation of passengers with reduced mobility	with courtesy chair and ambulift/finger. Full assistance is provided on departure and arrival.
Tactile paths for the blind and visually impaired	YES, there are LOGES routes complete with tactile maps to facilitate movement.
There is a toilet room accessible with grab handles	YES
By train	
Nearest station	Name San Vincenzo distante km 3.5
Assistance service for people with disabilities	YES

Pathway from the private/public car park to the entrance

Presence of private parking	YES
Presence of parking space reserved for people with disabilities	NO
Type of flooring of the private parking lot	asphalt
Public parking nearby	YES
Type of flooring in the public car park	Asphalt and cobblestones





Presence of parking space reserved for people with disabilities in the public parking lot	SI num.4
Describe the route from the car park to the entrance and any critical issues	Public parking is across the street. To reach the property you have to cross the street. Pedestrian crossings present
Distance from parking to entrance	About 10 meters
	
	

Entrance to the structure

There is an accessible entrance	YES main entrance
How to access the structure	<input checked="" type="checkbox"/> via ramp length 750 cm, width 100 cm, slope 10%, handrail on the left
Type of entrance door	sash



Project promoted by



Regione Toscana

Useful width of door/entrance gate	90 cm
There are indicators and tactile maps	NO
	
	
	



Project carried out with the contribution of the



Presidenza del
Consiglio dei Ministri
Ministro per la disabilità



Hall - Reception

How to reach it from the entrance	flat
Reception desk height	121 cm
Presence of multilingual staff	YES
Type of information material	<input type="checkbox"/> YES with maps/tactile signals <input checked="" type="checkbox"/> YES with brochure
Initial assistance is provided for visitors with disabilities	<input checked="" type="checkbox"/> YES with orientation tour of the structure <input checked="" type="checkbox"/> YES with room accompaniment <input checked="" type="checkbox"/> YES with porter service
The following aids are provided for visitors with disabilities	<input type="checkbox"/> manual wheelchair <input type="checkbox"/> Crutches <input type="checkbox"/> Comfortable shower chair
The staff followed a training course on welcoming people with different disabilities	NO
	





Rooms/apartments

Rooms/apartments adapted for guests with reduced mobility

Number and type of rooms/apartments equipped/usable by people with reduced mobility	<input checked="" type="checkbox"/> Apartments BILO 2 num. Apartment 630/631 specular
Access to apartment 631	<input checked="" type="checkbox"/> via ramp single length about 10 meters, width more than 90 cm, slope 8%, no handrails The entrance has an external threshold of 3 cm, and an internal one of 2 cm
Type of entrance door	Sliding with lever handle
Usable width of entrance door	Above 90 cm
Bed type	single beds
Free spaces on the sides of the bed	left Above 90 cm right Above 90 cm frontal 83 cm
Cabinet Type	with curtains
Free space under the desk	70 cm
In-room options are available	<input checked="" type="checkbox"/> safe <input checked="" type="checkbox"/> minibar <input checked="" type="checkbox"/> Water Kettle <input checked="" type="checkbox"/> Iron
There is a terrace/balcony/garden (useful door width)	balcony/veranda with door width 80 cm
How to access	via 2 cm high threshold/guide
Eventual notes	The apartment has a living room with sofa, TV cabinet and table with space below 61 cm and central support. The kitchen has a table with 70 cm space underneath, 88 cm worktop



Project promoted by



Regione Toscana





Project carried out with the contribution of the



**Presidenza del
Consiglio dei Ministri**
Ministro per la disabilità




Toilet facilities in the guest room for guests with reduced mobility

Access to the premises	flat
Usable width of the entrance door	80 cm
Type of door	with inwardly opening door
Type of handle	lever
Toilet height	42 cm
Toilet seat with open front tooth	YES
Support handles	to the left of the toilet
Flexible shower on the side of the toilet	YES
Free space on the sides of the toilet	left Above 90 cm right 22 cm frontal Above 90 cm
Electric doorbell/telephone on the side of the toilet	YES
Washbasin with space underneath for wheelchair approach	70 cm
Height from the ground lower edge mirror	sufficient for use by a person in a wheelchair
	
Accessible shower available for guests with reduced mobility	YES flush with the floor
Type of shower	with sliding curtain





Shower chair	collapsible
Support handle	YES
Presence of shower head or sliding rails	Ups and downs with lowest point height 120 cm
Electric doorbell/telephone on the side of the shower	YES
	

Rooms/apartments

Rooms/apartments adapted for guests with reduced mobility

Number and type of rooms/apartments equipped/usable by people with reduced mobility	<input checked="" type="checkbox"/> double rooms 2 num. 327/328 mirror images
Room number	328
Room access	<input checked="" type="checkbox"/> flat with internal threshold of 3 cm
Type of entrance door	Sliding with lever handle
Usable width of entrance door	Above 90 cm
Bed type and height	Double bed
Free spaces on the sides of the bed	left Above 90 cm right 80 cm







	frontal 57 cm
Cabinet Type	with doors
Free space under the desk	Choose an item.
In-room options are available	<input checked="" type="checkbox"/> safe <input checked="" type="checkbox"/> minibar <input type="checkbox"/> Water Kettle <input type="checkbox"/> Iron
There is a terrace/balcony/garden (useful door width)	veranda with a useful door width of more than 90 cm
How to access	flat with a threshold of 3 cm
Eventual notes	The rooms have private parking in front of the room access
	
	





Toilet facilities in the guest room for guests with reduced mobility

Access to the premises	flat
Usable width of the entrance door	85 cm
Type of door	with door that can be opened outwards
Type of handle	knob
Toilet height	53 cm
Toilet seat with open front tooth	YES
Support handles	to the left of the toilet
Flexible shower on the side of the toilet	YES
Free space on the sides of the toilet	left 40 cm right Above 90 cm frontal Above 90 cm
Electric doorbell/telephone on the side of the toilet	NO
Washbasin with space underneath for wheelchair approach	70 cm
Height from the ground lower edge mirror	sufficient for use by a person in a wheelchair
	
Accessible shower available for guests with reduced mobility	YES flush with the floor
Type of shower	open type
Shower chair	Stool type without armrests

Project carried out with the contribution of the





Support handle	YES
Presence of shower head or sliding rails	Ups and downs with lowest point height 120 cm
Electric doorbell/telephone on the side of the shower	YES
	

Bar/restaurant

Type of venue	All'Orto Restaurant
Access to the premises	<input checked="" type="checkbox"/> via ramp single length 190 cm, width more than 90 cm, slope 8%, no handrail
Useful width of door/entrance gate	Above 90 cm
Height of the buffet counter	115 high lowered to 96 cm
Types of tables	with central support
Space under floor tables	Above 65 cm
Availability of high chairs for babies	YES
Multilingual menu	YES
Menu with app	YES
Braille menu	NO
Table service for people with disabilities	YES







Availability of foods for celiacs	<input checked="" type="checkbox"/> bread, pasta, biscuits, ice cream <input checked="" type="checkbox"/> pre-packaged foods
A customer with reduced mobility can always reserve the same table	YES
There are toilets that can be used by a guest with reduced mobility (see "accessible toilets in the internal paths and common services)	YES
There is an area reserved for lunch for younger guests	YES with the entertainment staff
A fully equipped baby feeding service is available	Not detected
	
	
The restaurant has an outdoor veranda / dehors	YES with flat access
Types of tables	with central support
Space under floor tables	Above 65 cm





Type of venue	Nautical bar/ restaurant
Access to the premises	Flat
Useful width of door/entrance gate	Above 90 cm
Bar counter height	Cm 130
Type of tables bar, pizzeria	with central support
Space under floor tables	73 cm
Availability of high chairs for babies	YES
Multilingual menu	YES
Menu with app	YES
Braille menu	NO
Table service for people with disabilities	YES
Availability of foods for celiacs	<input checked="" type="checkbox"/> bread, pasta, biscuits, ice cream <input checked="" type="checkbox"/> pre-packaged foods
A customer with reduced mobility can always reserve the same table	YES
There are toilets that can be used by a guest with reduced mobility (see "accessible toilets in the internal paths and common services)	YES
There is an area reserved for lunch for younger guests	Not detected
A fully equipped baby feeding service is available	Not detected
	





Type of venue	Beach bar Mistral
Access to the premises	Via a 3-metre-long ramp 150 cm wide, with a slope of 5%
Useful width of door/entrance gate	Above 90 cm
Bar counter height	Cm 123
Type of tables bar, pizzeria	with central support
Space under floor tables	72 cm
Availability of high chairs for babies	Not detected
Multilingual menu	YES
Menu with app	YES
Braille menu	NO
Table service for people with disabilities	YES
Availability of foods for celiacs	<input checked="" type="checkbox"/> bread, pasta, biscuits, ice cream <input checked="" type="checkbox"/> pre-packaged foods
A customer with reduced mobility can always reserve the same table	YES
There are toilets that can be used by a guest with reduced mobility (see "accessible toilets in the internal paths and common services)	NO
There is an area reserved for lunch for younger guests	Not detected
A fully equipped baby feeding service is available	Not detected







Type of venue	Bar/ pool snacks
Access to the premises	Via ramp length 1120 cm, upper width 90 cm, slope 8%
Useful width of door/entrance gate	Above 90 cm
Bar counter height	Cm 113
Type of tables bar, pizzeria	with central support
Space under floor tables	70 cm
Availability of high chairs for babies	YES
Multilingual menu	YES
Menu with app	YES
Braille menu	NO
Table service for people with disabilities	YES

Project carried out with the contribution of the







Availability of foods for celiacs	<input checked="" type="checkbox"/> bread, pasta, biscuits, ice cream, pre-packaged foods
A customer with reduced mobility can always reserve the same table	YES
There are toilets that can be used by a guest with reduced mobility (see "accessible toilets in the internal paths and common services)	YES
There is an area reserved for lunch for younger guests	NO
A fully equipped baby feeding service is available	Not detected
	

Type of venue	Bar/ Pizzeria Magoo
Access to the pizzeria	via ramp single length 410 cm, width 160, slope 7%, no handrail
Access to the bar	via double ramp, the first length 290 width 160 cm slope 7%, the second on the right length 177 width 160 slope 11%
Useful width of door/entrance gate	Above 90 cm
Bar counter height	Cm 103
Type of tables bar, pizzeria	with central support
Space under floor tables	69 cm bar tables, 72 cm pizza tables





Availability of high chairs for babies	YES in pizzeria
Multilingual menu	YES
Menu with app	YES
Braille menu	NO
Table service for people with disabilities	YES
Availability of foods for celiacs	<input checked="" type="checkbox"/> bread, pasta, biscuits, ice cream, pre-packaged foods
A customer with reduced mobility can always reserve the same table	YES
There are toilets that can be used by a guest with reduced mobility (see "accessible toilets in the internal paths and common services)	NO, the closest are at the reception 10 meters away
There is an area reserved for lunch for younger guests	NO
A fully equipped baby feeding service is available	Not detected
	





Above photo bar, below photo pizzeria



The restaurant has an outdoor veranda / dehors

YES

Eventual notes

Near the bar/pizzeria there is another restaurant with flat access





Internal pathways and common services


Internal pathways

Indicate whether the paths connecting with the common areas are flat or with ramps or steps, in addition to those already described	Entrance (Hall) with ramps Main restaurant with ramps Main pool and with ramps flat Beach and with ramps flat
From the visited room to the common areas there are maps and tactile signs for the blind	NO

Communal toilets

Location of the venue	near the lobby
How to access the premises	flat
Usable width of the entrance door	80 cm both external and internal
Type of door	with door that can be opened outwards
Type of handle	lever
Toilet height	50 cm
Toilet seat with open front tooth	YES
Support handles	to the left of the toilet
Flexible shower on the side of the toilet	YES with thermostat
Free space on the sides of the toilet	left Above 90 cm right 29 cm frontal 76 cm
Electric doorbell/telephone on the side of the toilet	YES
Washbasin with space underneath for wheelchair approach	74 cm for the washbasin in the anteroom, 73 cm for the bathroom
Height from the ground lower edge mirror	113 cm dressing room, 104 cm bathroom
Baby changing table	NO








Location of the venue	Near the gym
How to access the premises	flat
Usable width of the entrance door	Outside 70 cm, inside 80 cm
Type of door	flowing
Type of handle	lever
Toilet height	50 cm
Toilet seat with open front tooth	YES
Support handles	to the left of the toilet
Flexible shower on the side of the toilet	Choose an item.
Free space on the sides of the toilet	left Above 90 cm right 26 cm frontal 60 cm
Electric doorbell/telephone on the side of the toilet	YES








Washbasin with space underneath for wheelchair approach	Above 70 cm
Height from the ground lower edge mirror	105 cm
Baby changing table	NO
	
	

Location of the venue	near the main restaurant
How to access the premises	flat
Usable width of the entrance door	Above 90 cm
Type of door	Sliding door for entrance, door for bathroom with internal opening, sliding door for bathroom
Type of handle	lever
Toilet height	50 cm
Toilet seat with open front tooth	YES
Support handles	to the right of the toilet







Flexible shower on the side of the toilet	YES with thermostat
Free space on the sides of the toilet	left 33 cm right Above 90 cm frontal 70 cm
Electric doorbell/telephone on the side of the toilet	YES
Washbasin with space underneath for wheelchair approach	Above 70 cm
Height from the ground lower edge mirror	not sufficient for use by a person in a wheelchair
Baby changing table	YES
	
	

Location of the venue	Near the pool bar
How to access the premises	flat





Usable width of the entrance door	cm 88
Type of door	with door that can be opened outwards
Type of handle	lever
Toilet height	50 cm
Toilet seat with open front tooth	YES
Support handles	on both sides
Flexible shower on the side of the toilet	YES with thermostat
Free space on the sides of the toilet	left Above 90 cm right 26 cm frontal Above 90 cm
Electric doorbell/telephone on the side of the toilet	YES
Washbasin with space underneath for wheelchair approach	Above 70 cm
Height from the ground lower edge mirror	104 cm
Baby changing table	NO
	

Location of the venue	near the Nautico beach
How to access the premises	flat
Usable width of the entrance door	90 cm external door, internal door 83 cm
Type of door	with door that can be opened outwards
Type of handle	lever
Toilet height	50 cm





Toilet seat with open front tooth	YES
Support handles	to the right of the toilet
Flexible shower on the side of the toilet	NO
Free space on the sides of the toilet	left 86 cm right 30 cm frontal Above 90 cm
Electric doorbell/telephone on the side of the toilet	NO
Washbasin with space underneath for wheelchair approach	Above 70 cm
Height from the ground lower edge mirror	Missing mirror
Baby changing table	Choose an item.
	
	





<p>On the beach near the Mistral bar there is a toilet not equipped for guests with disabilities. However, the restaurant has large spaces. Toilet height 50 cm, free space on the left 12 cm and right and front over 100 cm.</p>	
	

Swimming pool

The property has a swimming pool	YES
Pool with heated water	YES
Access to the swimming pool	on the flat. From the bar with ramp length 1120 cm, width 160 cm, slope 4.5%
Useful width of the entrance gate	Above 90 cm
Access to the pool	With metal ladder and smooth sloping ramp
Bathing aids for guests with reduced mobility	mobile lift
In the pool area there is a shower	YES flush with the floor with an entrance ramp about 50 cm long, 110 wide and 6.5% slope





Beach

Type of beach	Nautical	sand
Beach access		With removable walkways and lifeguard help
Walkway to reach the umbrellas		Yes, removable walkways
Type of walkway		Not detected
Width of the walkway		Not detected





<p>Also removable platform between the walkway and the umbrella station to facilitate passage and parking with a wheelchair</p>	<p>YES</p>
<p>Amphibious chair available for bathing people with reduced mobility owned or through bathing associations</p>	<p>YES</p>
<p>In the pool area there is a shower</p>	<p>YES flush with the floor</p>
<p>On the beach there are toilets that can be used by guests with reduced mobility (see internal routes and common services)</p>	<p>YES, see common toilets</p>

<p>Beach type Mistral</p>	<p>sand</p>
<p>Beach access</p>	<p>via ramp length 1670 cm, width more than 2 meters cm slope 4.5 %</p>
<p>Walkway to reach the umbrellas</p>	<p>Yes, removable walkways</p>

Project carried out with the contribution of the







Type of walkway	Not detected
Width of the walkway	Not detected
	
	
Also removable platform between the walkway and the umbrella station to facilitate passage and parking with a wheelchair	YES
Amphibious chair available for bathing people with reduced mobility owned or through bathing associations	YES
In the pool area there is a shower	YES flush with the floor
On the beach there are toilets that can be used by guests with reduced mobility (see internal routes and common services)	YES, but not equipped with grab bars. See common toilets





Leisure activities

Play area and Miniclub for children

There is a kids' club in the structure	YES
How to access	via ramp length 10 meters, width 2 meters cm slope 2 %
Usable width of the entrance door	Above 90 cm
Type of door	with door that can be opened outwards
Type of handle	lever
Children's play area	Accessible to children with reduced mobility
There are games for children with reduced mobility	YES
Babysitting service is provided	YES for a fee
	

Sports facilities and gym

There are sports facilities in the structure	YES. tennis, paddle and volleyball courts
How to access	flat
Useful width of door/entrance gate	Above 90 cm
Eventual notes	There is a gym reachable via a ramp about 20 meters long, 2 meters wide with a slope





	<p>of 3%. Inside, all the rooms are on a flat floor Gym reception desk height 105 cm</p>
<p>There is a toilet equipped for guests with motor disabilities</p>	<p>YES, inside the gym you see common toilets</p>



Project promoted by



Regione Toscana

Medical practices/healthcare facilities

Hospitals near the property	Villamarina Piombino Hospital, Via Forlanini 24 – Piombino (LI) Tel +39 0565 67111
Any dialysis facilities	Dialysis Center Phone +39 0565 67283 nefrologia.piombino@uslnordovest.toscana.it
Other healthcare facilities	Misericordia, Via san Francesco 8 , San Vincenzo (LI) Tel +39 0565 705111

TESTED BY: [Handy Superabile Social Promotion Association](#) in 2024

Project carried out with the contribution of the



Presidenza del
Consiglio dei Ministri
Ministro per la disabilità